

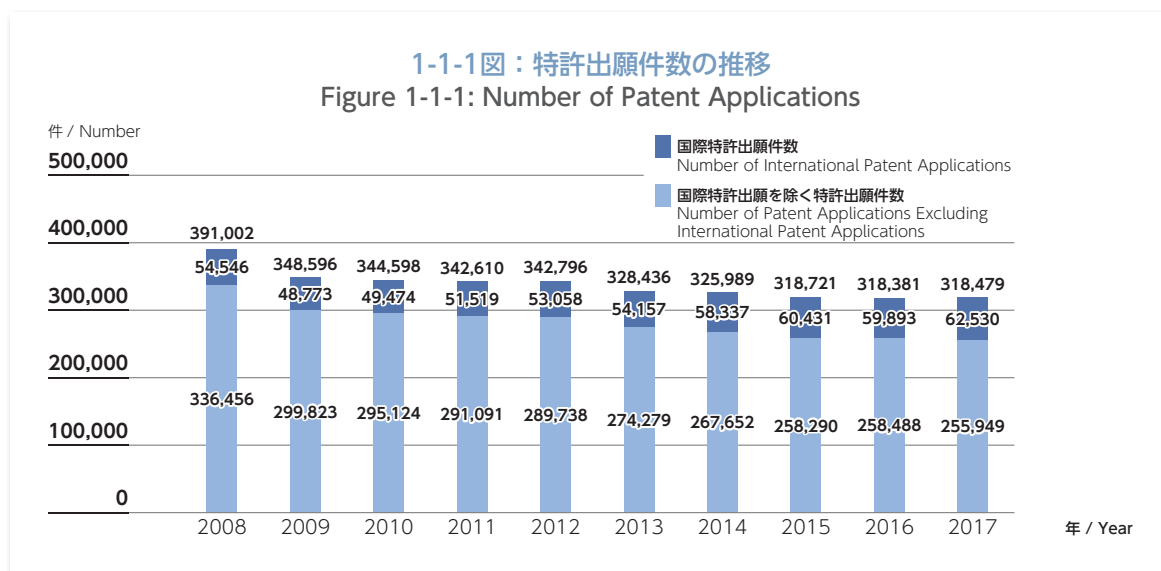
第1章 我が国の知財動向

Chapter 1 Trends in Intellectual Property in Japan

1 特 許 / Patents

1 特許出願件数

Number of Patent Applications



(備考)

- ・特許出願件数は、特許権の存続期間の延長登録の出願が含まれる件数。
- ・国際特許出願とは、特許協力条約に基づく国際出願であって指定国に日本国を含み、かつ日本国特許庁に国内書面が提出された出願（特許出願に係るものに限る。）。当該出願の件数は、国内書面の提出の日を基準にカウント。

Notes:

- The number of patent applications includes the number of applications for registration of extension of the duration of a right.
- An international patent application is an international application under the Patent Cooperation Treaty (PCT) that includes Japan as one of the designated countries and for which documents to enter the national phase were submitted to the JPO (patent applications only). The number of the applications was counted by the date when documents to enter the national phase were filed.

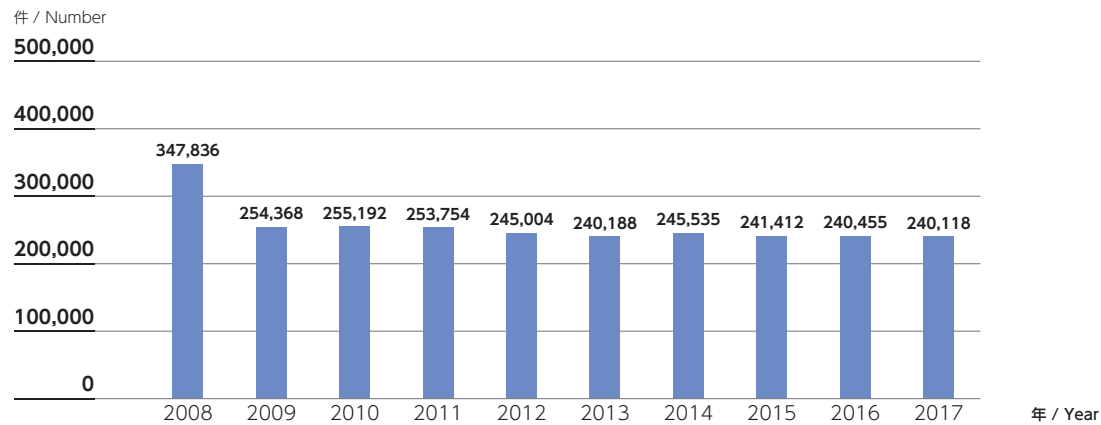
2

審査請求件数

Number of Requests for Examination

1-1-2図：審査請求件数の推移

Figure 1-1-2: Number of Requests for Examination



(備考)
2009～2012年の審査請求件数は、審査請求料の納付繰延制度を利用しているものが含まれる件数。

Note:
The numbers of the requests for examination from 2009 to 2012 include the numbers of requests that are subject to the fee payment deferral system.

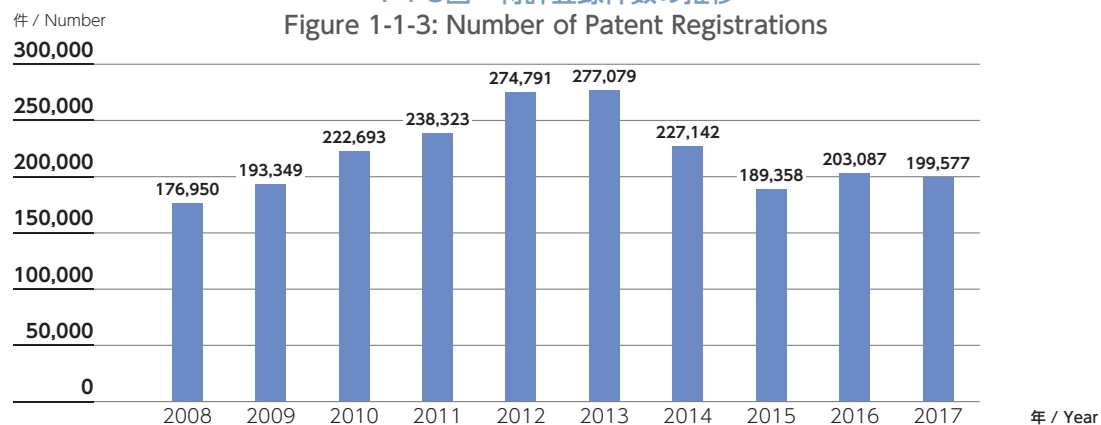
3

特許登録件数

Number of Patent Registrations

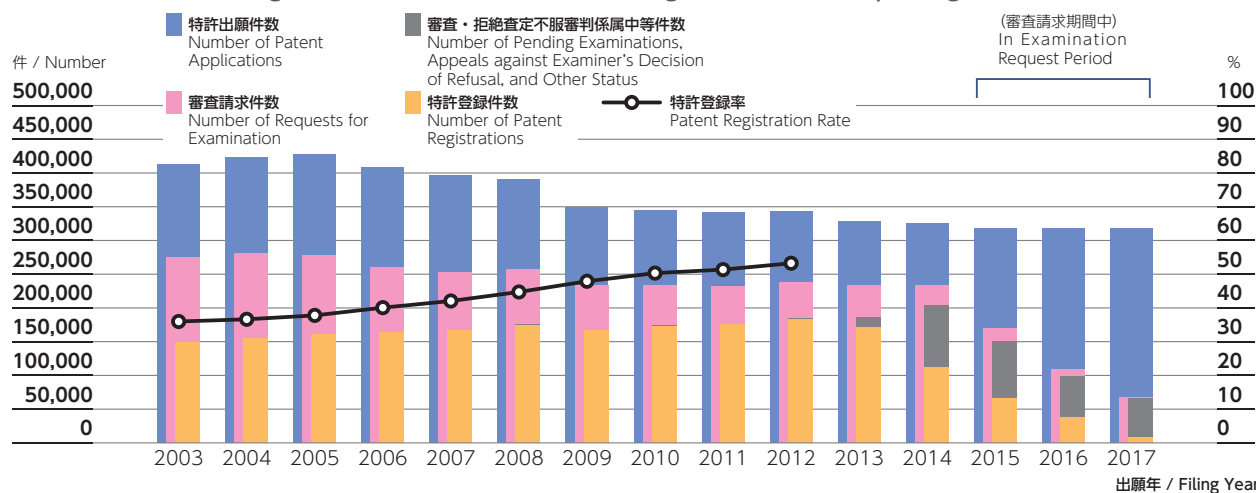
1-1-3図：特許登録件数の推移

Figure 1-1-3: Number of Patent Registrations



1-1-4図：出願年別特許登録件数等の推移

Figure 1-1-4: Number of Patent Registrations, etc. by Filing Year



	2003	2004	2005	2006	2007	2008	2009	2010	2011	2012	2013	2014	2015	2016	2017
特許出願件数 Number of Patent Applications	413,008	423,017	426,974	408,569	396,160	390,879	348,429	344,397	342,312	342,589	328,138	325,688	318,345	317,922	318,028
審査請求件数 Number of Requests for Examination	274,752	280,250	277,797	260,221	252,485	257,116	233,901	233,780	232,471	237,906	233,708	233,963	169,285	108,391	67,010
特許登録件数 Number of Patent Registrations	148,587	154,942	161,363	163,773	166,612	174,824	166,916	173,298	175,818	182,416	171,077	111,645	65,761	37,977	8,831

(備考)

- ・出願年別特許登録件数等は、特許権の存続期間の延長登録の出願の件数は含まれない件数。
- ・出願年別特許登録件数は、2018年3月6日時点での暫定値。
- ・2015年から2017年の出願における出願年別審査請求件数は、2018年3月6日時点での暫定値。

Notes:

- The number of patent registrations, etc. by filing year does not include the number of applications for registration of extension of the duration of a right.
- The number of patent registrations by filing year is a provisional figure as of March 6, 2018.
- The numbers of requests for examination by filing year in applications from 2015 to 2017 are provisional figures as of March 6, 2018.

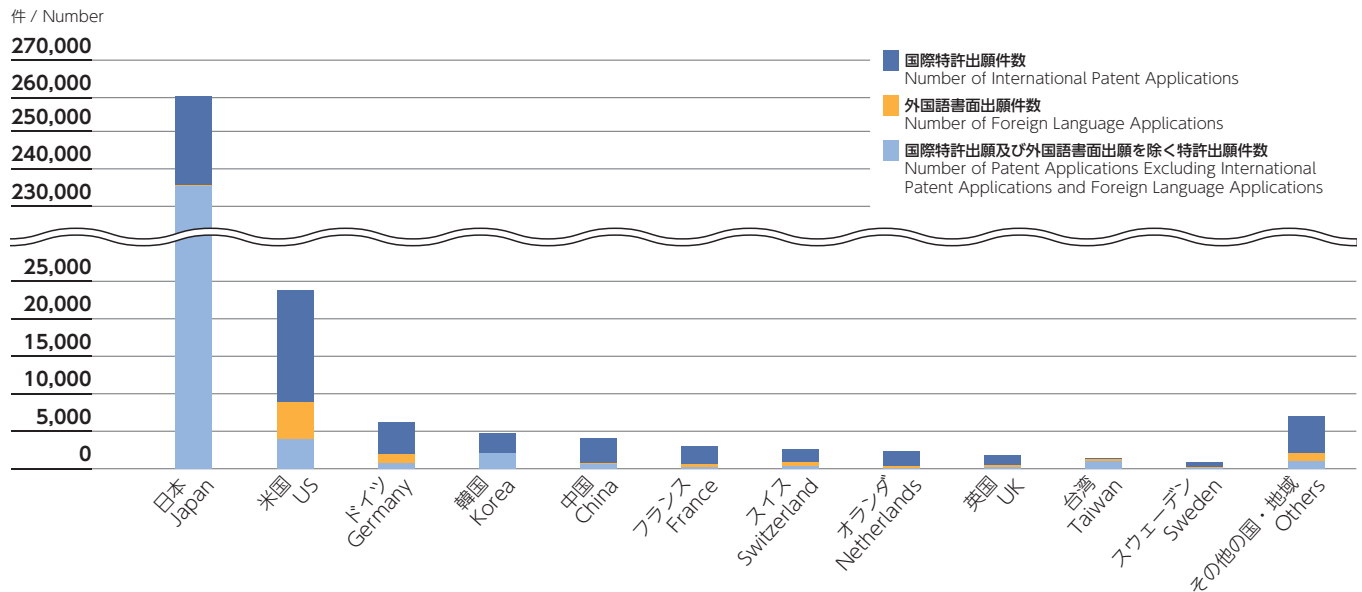
5

出願人国籍・地域別特許出願件数

Number of Patent Applications by Country/Region of Applicant

1-1-5図：2017年における出願人国籍・地域別特許出願件数（上位10か国・地域）

Figure 1-1-5: Number of Patent Applications by Country/Region of Applicant in 2017 (Top 10 Countries/Regions)



(備考)
共同出願については、筆頭出願人でカウント。

Note:
In the case joint applicants filed, the number of patent applications were counted by country/region of a head applicant.

1-1-6図：2017年における特許登録件数上位10社

Figure 1-1-6: Top 10 Companies with the Most Number of Patent Registrations in 2017

前年順位 Rank in 2016	順位 Rank in 2017	出願人 Applicant	登録件数 Number of Registrations
3	1	三菱電機 Mitsubishi Electric Corporation	4,484 (4,042)
1	2	キヤノン Canon Inc.	3,931 (4,095)
4	3	トヨタ自動車 TOYOTA MOTOR CORPORATION	3,378 (3,717)
2	4	パナソニックIPマネジメント Panasonic Intellectual Property Management Co., Ltd.	2,990 (4,046)
8	5	本田技研工業 Honda Motor Co., Ltd.	2,502 (2,144)
9	6	リコー Ricoh Company, Ltd.	2,468 (2,142)
5	7	富士通 FUJITSU LIMITED	2,431 (2,399)
6	8	デンソー DENSO CORPORATION	2,110 (2,374)
7	9	セイコーエプソン SEIKO EPSON CORPORATION	1,971 (2,281)
11	10	東芝 TOSHIBA CORPORATION	1,753 (1,647)

(備考)

・表中括弧内は2016年。

・共同出願については、それぞれの出願人でカウント。

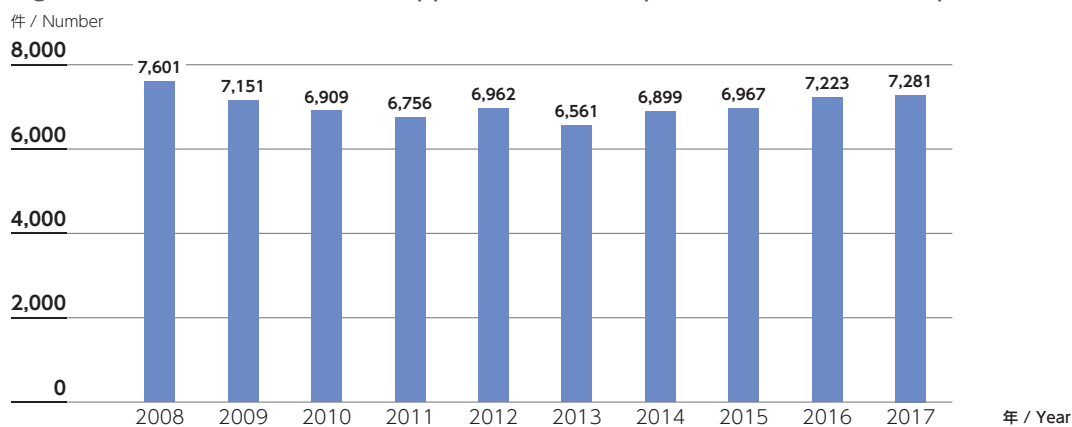
Notes:

- Numbers in parentheses are for 2016.

- Each applicant was counted in the case joint applicants filed.

1-1-7図：我が国の大学等の特許出願件数の推移

Figure 1-1-7: Number of Patent Applications Filed by Universities, etc., in Japan



(備考)

・出願人が大学長又は大学を有する学校法人名の出願及び承認TLOの出願をカウント。

・企業等との共同出願もカウント。

Notes:

- Applications by filed a university president, university, or approved TLO were counted.

- The count includes joint applications with corporations, etc.

1-1-8図：2017年における特許登録件数上位10大学等

Figure 1-1-8: Top 10 Universities, etc., with the Most Number of Patent Registrations in 2017

前年順位 Rank in 2016	順位 Rank in 2017	大学名 University	登録件数 Number of Registrations
1	→ 1	東京大学 The University of Tokyo	284 (229)
2	→ 2	東北大学 Tohoku University	227 (218)
3	→ 3	大阪大学 Osaka University	150 (183)
4	→ 4	京都大学 Kyoto University	139 (171)
5	→ 5	東京工業大学 Tokyo Institute of Technology	128 (139)
7	↗ 6	九州大学 Kyushu University	122 (120)
6	↘ 7	名古屋大学 Nagoya University	96 (125)
11	↗ 8	千葉大学 Chiba University	78 (64)
8	↘ 9	北海道大学 Hokkaido University	68 (113)
9	→ 9	広島大学 Hiroshima University	68 (92)
全大学等合計 Total			3,645

(備考)

- ・表中括弧内は2016年。
- ・出願人が大学長又は大学を有する学校法人名の出願及び承認TLOの出願をカウント。
- ・企業等との共同出願もカウント。
- ・共同出願については、それぞれの出願人でカウント。

Notes:

- The numbers in parentheses are for 2016.
- Applications by filed a university president, university, or approved TLO were counted.
- The count includes joint applications with corporations, etc.
- In the case joint applicants filed, each applicant was counted

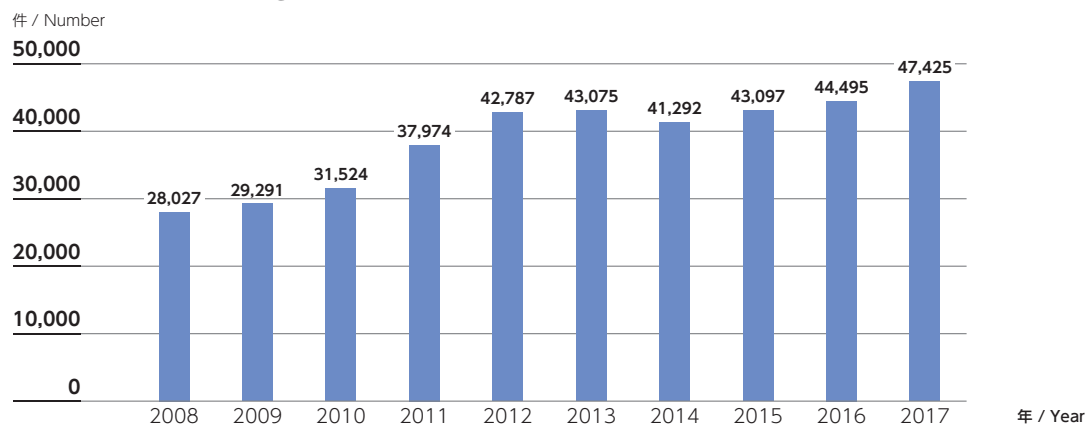


PCT国際出願件数

Number of PCT International Applications

1-1-9図：日本国特許庁を受理官庁とするPCT国際出願件数の推移

Figure 1-1-9: Number of PCT International Applications Filed with the JPO as the Receiving Office

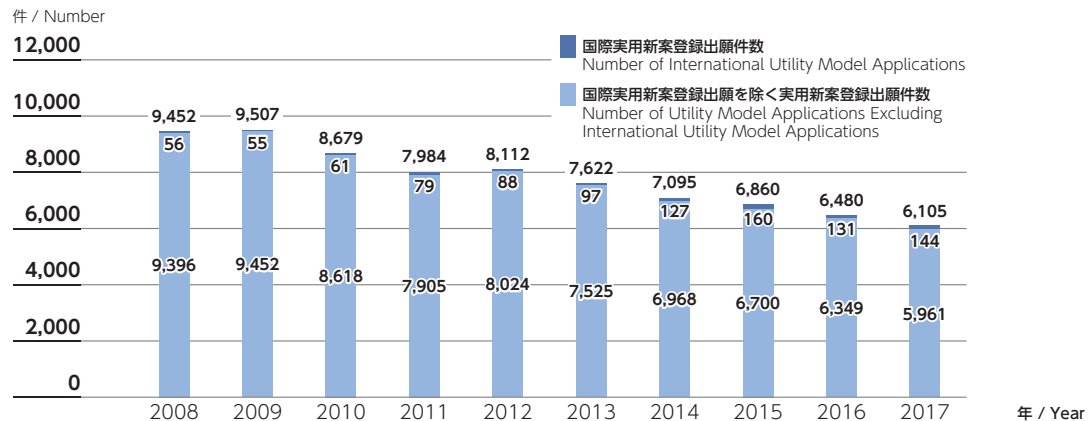


実用新案登録出願件数

Number of Utility Models Applications

1-1-10図：実用新案登録出願件数の推移

Figure 1-1-10: Number of Utility Model Applications



(備考)

国際実用新案登録出願は、特許協力条約に基づく国際出願であって指定国に日本国を含み、かつ日本国特許庁に国内書面が提出された出願（実用新案登録出願に係るものに限る。）。当該出願の件数は、国内書面の提出の日を基準にカウント。

Note:

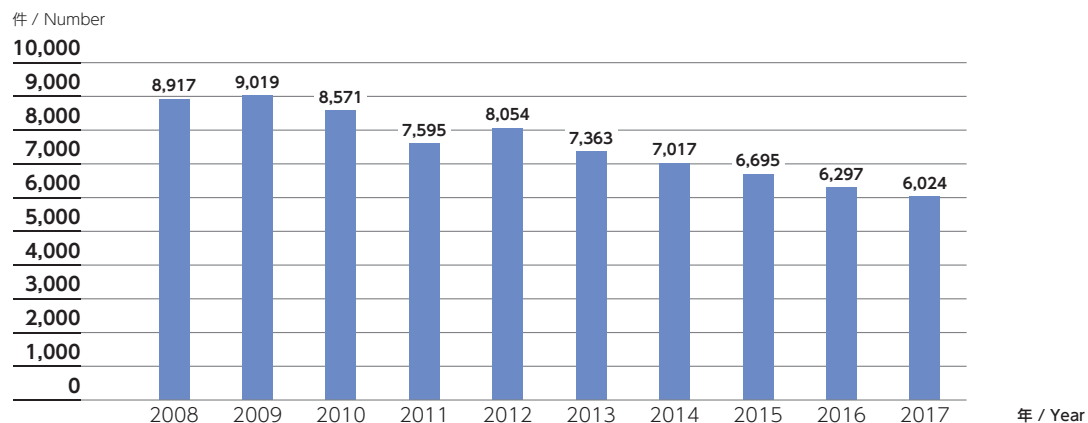
An international utility model application is an international application under the Patent Cooperation Treaty (PCT) that includes Japan as one of the designated countries and for which documents to enter the national phase were submitted to the JPO (utility model applications only). The number of the applications were counted by the date when documents to enter the national phase were filed.

実用新案登録件数

Number of Utility Model Registrations

1-1-11図：実用新案登録件数の推移

Figure 1-1-11: Number of Utility Model Registrations



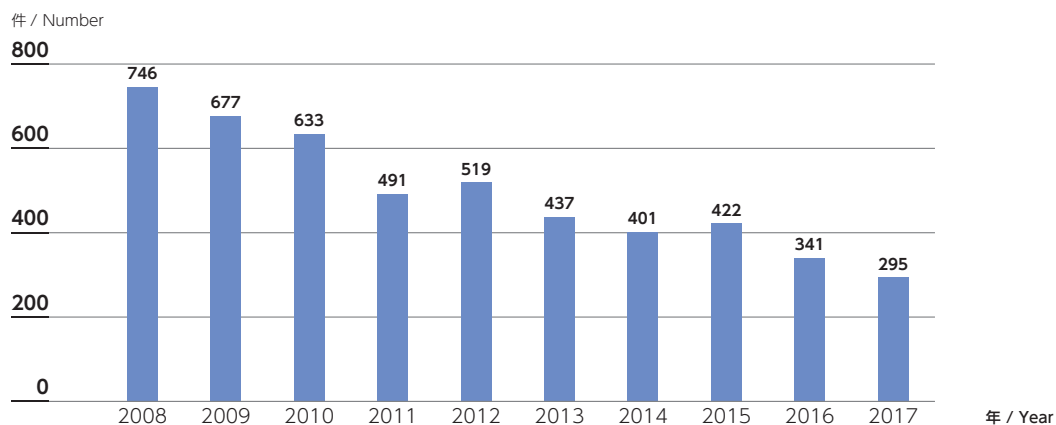
3

実用新案技術評価の請求件数

Number of Requests for Technical Opinion as to Registrability of Utility Models

1-1-12図：実用新案技術評価請求件数の推移

Figure 1-1-12: Number of Requests for Technical Opinion as to Registrability of Utility Models

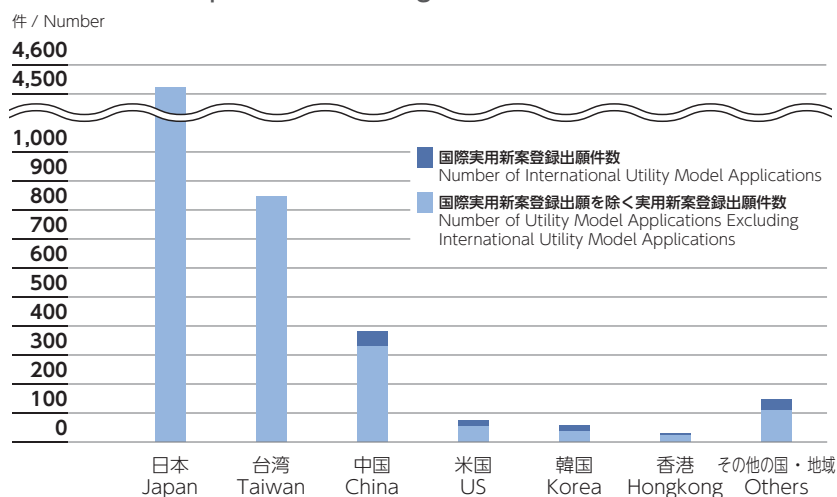


4

出願人国籍・地域別実用新案登録出願件数

Number of Utility Model Applications by Country/Region of Applicant

1-1-13図：2017年における出願人国籍・地域別実用新案登録出願件数（上位5か国・地域）
Figure 1-1-13: Number of Utility Model Applications by Country/Region of Applicant in 2017 (Top 5 Countries/Regions)



	日本 Japan	台湾 Taiwan	中国 China	米国 US	韓国 Korea	香港 Hongkong	その他の国・地域 Others
総実用新案登録出願件数 Total Number of Utility Model Applications	4,577	854	383	74	59	28	130
国際実用新案登録出願件数 Number of International Utility Model Applications	1	3	52	22	22	4	40
国際実用新案登録出願を除く実用新案登録出願件数 Number of Utility Model Applications Excluding International Utility Model Applications	4,576	851	331	52	37	24	90

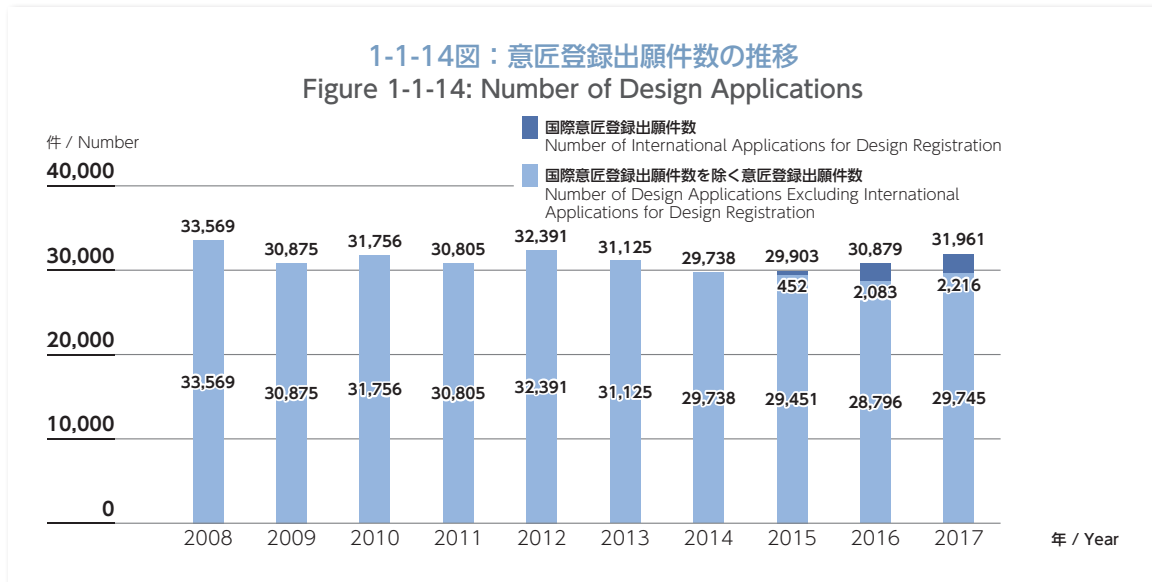
(備考)
共同出願については、筆頭出願人でカウント。

Note:
In the case joint applicants filed, the number of patent applications were counted by country/region of a head applicant.

3 意 匠 / Designs

1 意匠登録出願件数

Number of Design Applications



(備考)

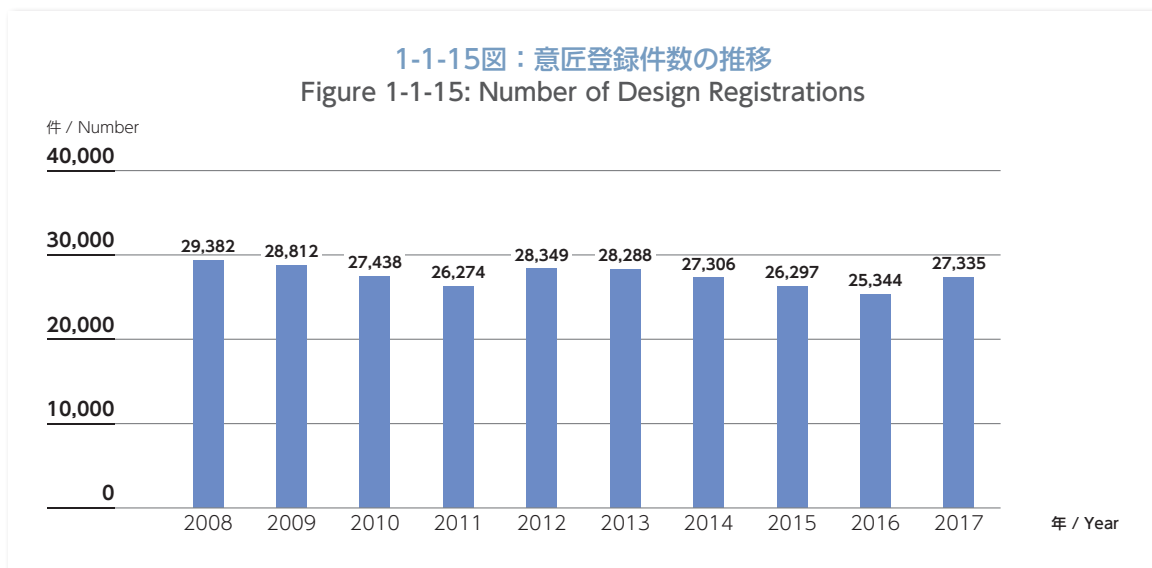
- ・国際意匠登録出願件数は、意匠の国際登録に関するハーグ協定のジュネーブ改正協定（ジュネーブ改正協定）に基づく国際出願であって日本国を指定締約国とし、かつ国際公表された出願の件数。当該件数については、国際公表の日を基準でカウント。
- ・日本国特許庁におけるジュネーブ改正協定に基づく国際出願の取扱い開始は、2015年5月13日。

Notes:

- The number of international applications for design registration is the number of international applications under the Geneva Act of the Hague Agreement concerning the International Registration of Industrial Designs (the Geneva Act) that designate Japan as a designated contracting party and that has been published by the International Bureau. The number of applications was counted by the international publication date.
- The JPO began to process international applications filed under to the Geneva Act on May 13, 2015.

2 意匠登録件数

Number of Design Registrations



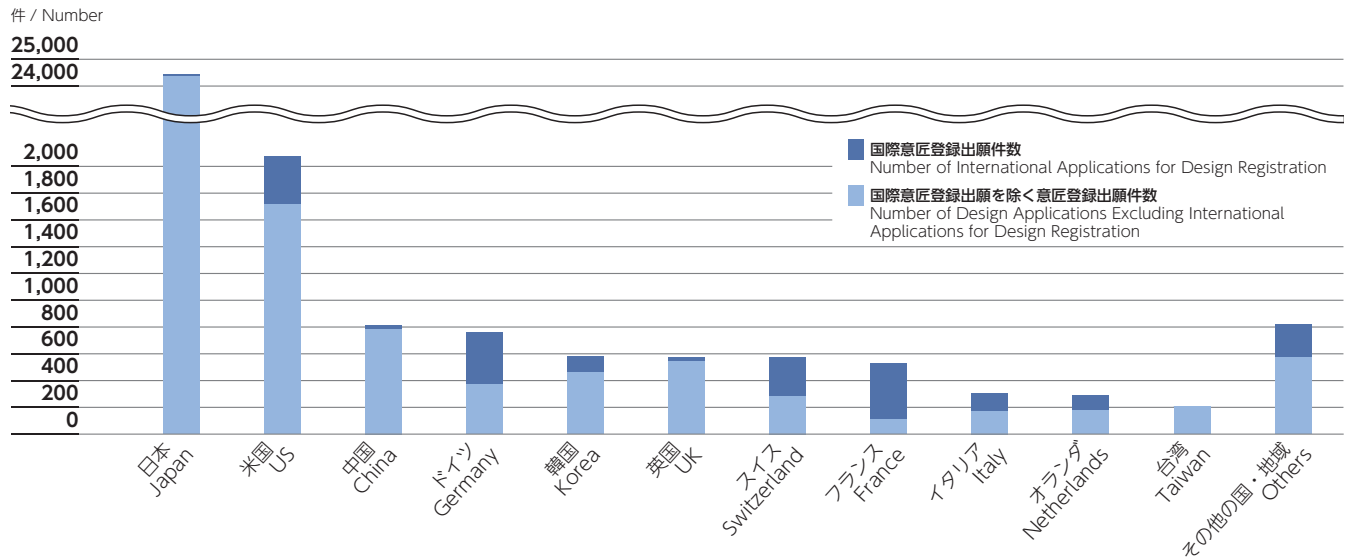
3

出願人国籍・地域別意匠登録出願件数

Number of Design Applications by Country/Region of Applicant

1-1-16図：2017年における出願人国籍・地域別意匠登録出願件数（上位10か国・地域）

Figure 1-1-16: Number of Design Applications by Country/Region of Applicant in 2017 (Top 10 Countries/Regions)



(備考)

- ・共同出願については、筆頭出願人でカウント。
- ・国際意匠登録出願については、筆頭出願人の居住国・地域でカウント。

Notes:

- In the case joint applicants filed, the number of design applications were counted by country/region of a head applicant.
- The number of international applications for design registration was counted by the residence of a head applicant.

1-1-17図：2017年における意匠登録件数上位10社

Figure 1-1-17: Companies with the Most Number of Design Registrations in 2017

前年順位 Rank in 2016	順位 Rank in 2017	出願人 Applicant	登録件数 Number of Registrations
2	1	三菱電機 Mitsubishi Electric Corporation	429 (415)
1	2	パナソニックIPマネジメント Panasonic Intellectual Property Management Co., Ltd.	413 (430)
3	3	岡村製作所 Okamura Corporation	360 (335)
117	4	ダイソン・テクノロジー・リミテッド Dyson technology Ltd.	231 (34)
6	5	シャープ Sharp Corporation	201 (215)
37	6	日鐵住金建材 Nippon Steel & Sumitomo Metal Corporation	199 (70)
4	7	LIXIL LIXIL Corporation	167 (316)
5	8	本田技研工業 Honda Motor Co., Ltd.	156 (233)
10	9	大日本印刷 Dai Nippon Printing Co., Ltd.	132 (141)
11	10	エフピコ FP Corporation	131 (133)

(備考)

・表中括弧内は2016年。
・共同出願については、それぞれの出願人でカウント。

Notes:

- The numbers in parentheses are for 2016.
- In the case joint applicants filed, each applicant was counted.

1-1-18図：日本国特許庁を通じたハーグ協定のジュネーブ改正協定に基づく国際出願件数等の推移

Figure 1-1-18: Number of International Applications Filed Through the JPO under the Geneva Act of the Hague Agreement

	(件/Number)		
	2015年	2016年	2017年
日本国特許庁を通じた国際出願 ¹ International Applications Filed Through the JPO ¹	21	44	33
日本国を出願人の締約国とする国際出願 ² International Applications specifying Japan as the Applicant's Contracting Party ²	128	348	353

(備考)

・日本国特許庁におけるハーグ協定のジュネーブ改正協定に基づく国際出願の取扱いは、2015年5月13日。

1 日本国特許庁を通じた国際出願とは、意匠法第60条の3の国際登録出願。

2 日本国を出願人の締約国とする国際出願について、「出願人の締約国」とは、「意匠の国際登録に関するハーグ協定のジュネーブ改正協定」*1 第1条(xiv)で定義される用語。

(資料)

日本国を出願人の締約国とする国際出願の件数は、WIPO Intellectual Property Statisticsを基に特許庁作成。

Notes:

- The JPO began to process international applications filed under the Geneva Act on May 13, 2015.

1 An international application filed through the JPO means an applications for international registration as set forth in Article 60-3 of the Design Act of Japan.

2 In international applications specifying Japan as the applicant's contracting party, the "applicant's contracting party" is the term defined in Article 1(xiv) of the Geneva Act of the Hague Agreement concerning the International Registration of Industrial Designs*1,

Source:

In the number of international applications specifying Japan as the applicant's contracting party, the number was prepared by the JPO based on the WIPO Intellectual Property Statistics.

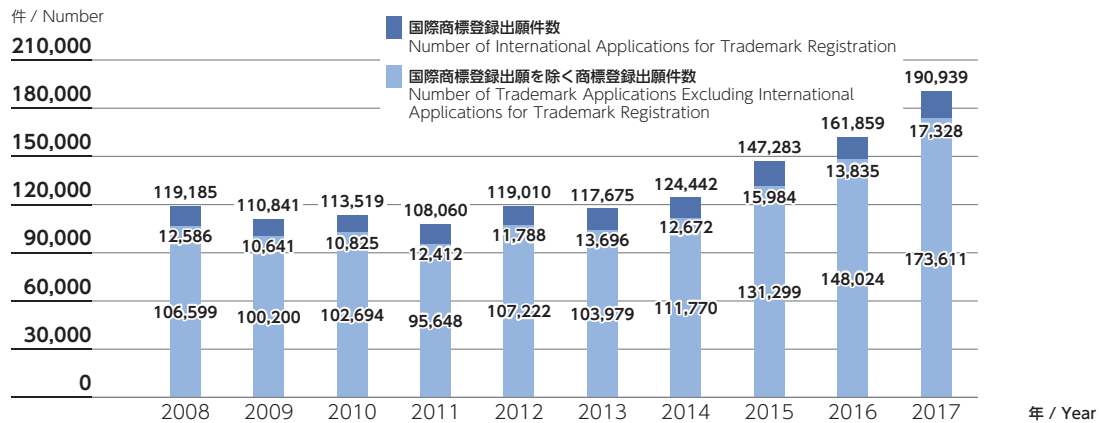


4 商 標 / Trademarks

1 商標登録出願件数

Number of Trademark Applications

1-1-19図：商標登録出願件数の推移
Figure 1-1-19: Number of Trademark Applications



(備考)

- ・商標登録出願件数は、防護標章登録出願及び防護標章登録に基づく権利の存続期間の更新登録の出願が含まれる件数。
- ・国際商標登録出願件数は、マドリッド協定議定書に基づく国際出願であって日本国を指定し、かつ領域指定の通報が日本国特許庁に行われた出願の件数。当該件数については、領域指定の通報が日本国特許庁に行われた日を基準にカウント。

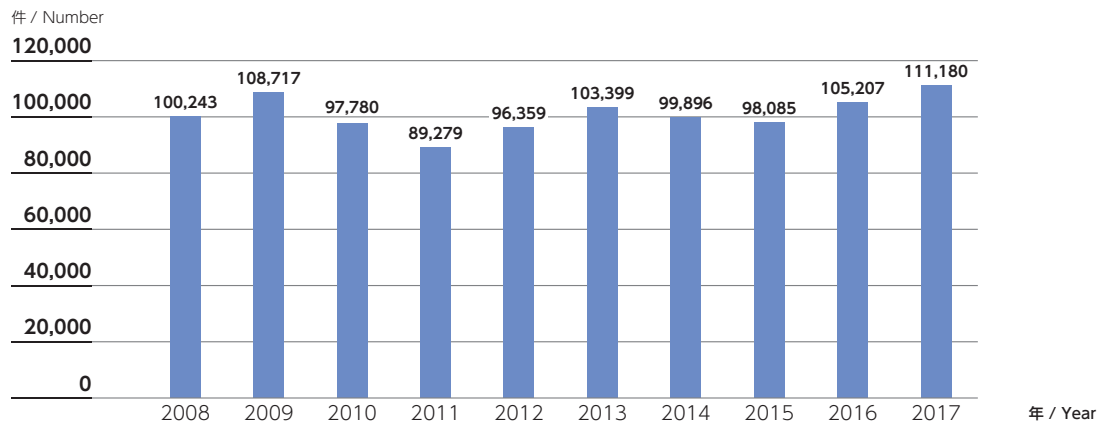
Notes:

- The number of trademark applications includes applications for defensive mark registration and applications for renewal based on defensive mark registration.
- The number of international applications for trademark registration is the number of international applications under the Protocol Relating to the Madrid Agreement which designate Japan and for which their designated states were noticed to the JPO. The number of the applications were counted by the date of the notification.

2 商標登録件数

Number of Trademark Registrations

1-1-20図：商標登録件数の推移
Figure 1-1-20: Number of Trademark Registrations



(備考)

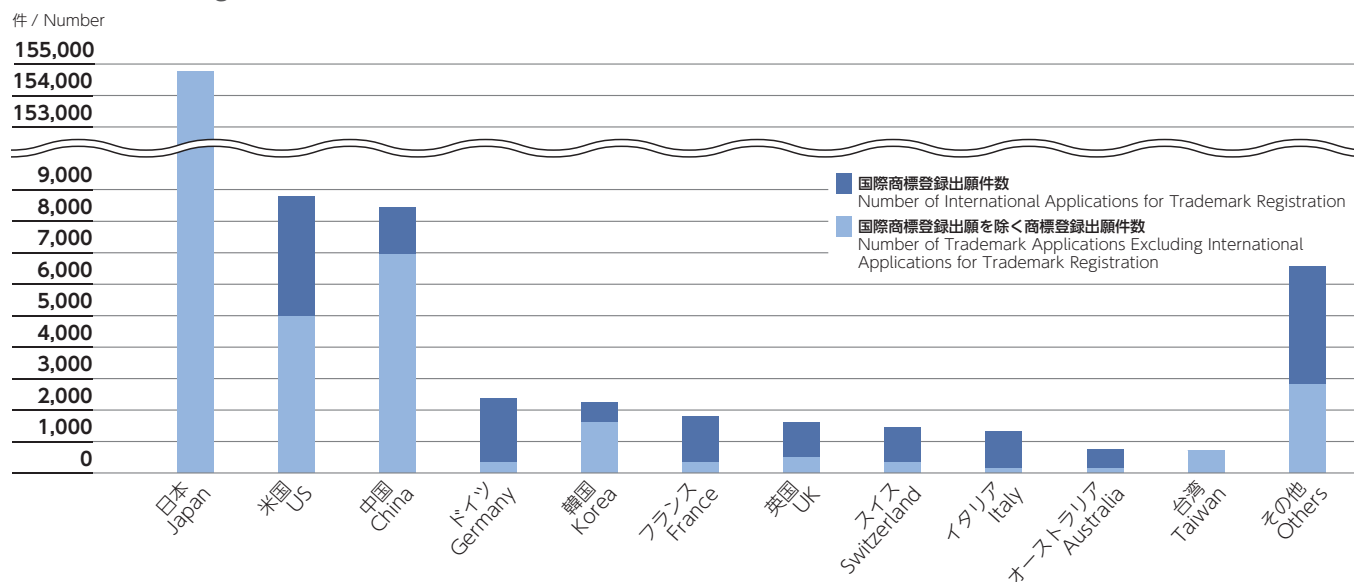
- ・商標登録件数は、商標権の存続期間の更新登録の申請が含まれる件数。

Note:

- The number of trademark registrations includes applications for renewal

1-1-21図：2017年における出願人国籍・地域別商標登録出願件数（上位10か国・地域）

Figure 1-1-21: Number of Trademark Applications by Country/Region of Applicant in 2017 (Top 10 Countries/Regions)



	日本 Japan	米国 US	中国 China	ドイツ Germany	韓国 Korea	フランス France	英国 UK	スイス Switzerland	イタリア Italy	オーストラリア Australia	台湾 Taiwan	その他 Others
総商標登録出願件数 Total number of Trademark Applications	154,780	8,789	8,464	2,384	2,264	1,808	1,597	1,451	1,346	760	730	6,566
国際商標登録出願件数 Number of International Applications for Trademark Registration	13	3,805	1,518	2,055	662	1,483	1,097	1,127	1,204	619	0	3,745
国際商標登録出願を除く商標登録出願件数 Number of Trademark Applications Excluding International Applications for Trademark Registration	154,767	4,984	6,946	329	1,602	325	500	324	142	141	730	2,821

(備考)

- ・ 共同出願については、筆頭出願人でカウント。
- ・ 国際商標登録出願については、筆頭出願人の居住国・地域でカウント。

Notes:

- In the case joint applicants filed, the number of trademark applications were counted by country/region of a head applicant.
- The number of international applications for trademark registration was counted by the residence of a head applicant.

4

商標登録件数上位10社

Top 10 Companies with the Most Number of Trademark Registrations

1-1-22図：2017年における商標登録件数上位10社

Figure 1-1-22: Top 10 Companies with the Most Number of Trademark Registrations in 2017

前年順位 Rank in 2016	順位 Rank in 2017	出願人 Applicant	登録件数 Number of Registrations
1	→ 1	サンリオ Sanrio Company, Ltd	553 (939)
2	→ 2	資生堂 Shiseido Company, Limited	497 (539)
4	↗ 3	花王 Kao Corporation	326 (330)
9	↗ 4	小林製薬 Kobayashi Pharmaceutical Co., Ltd.	212 (181)
7	↗ 5	明治 Meiji Co., Ltd	202 (206)
3	↘ 6	コーセー KOSE Corporation	201 (331)
10	↗ 7	パナソニック Panasonic Corporation	194 (173)
5	↘ 8	富士通 FUJITSU LIMITED	183 (309)
28	↗ 9	NTTドコモ NTT DOCOMO, INC.	179 (101)
8	↘ 10	森永乳業 MORINAGA MILK INDUSTRY CO., LTD.	169 (197)

(備考)

・表中括弧内は2016年

・共同出願については、それぞれの出願人でカウント。

Notes:

- The numbers in parentheses are for 2016.

- In the case joint applicants filed, each applicant was counted.

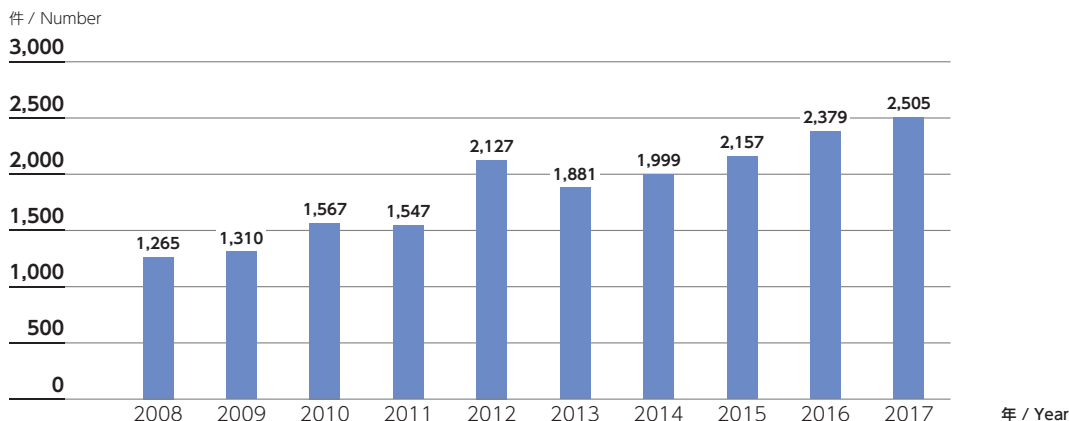
5

国際登録出願（商標）件数

Number of Application for International Registration (Trademark)

1-1-23図：日本国特許庁を本国官庁とするマドリッド協定議定書に基づく国際出願件数の推移

Figure 1-1-23: Number of International Applications filed through the JPO as the Office of Origin, under the Protocol Relating to the Madrid Agreement



(備考)

日本国特許庁を本国官庁とするマドリッド協定議定書に基づく国際出願とは、商標法第68条の2の国際登録出願。

Note:

An international application filed through the JPO as the office of origin, under the Protocol Relating to the Madrid Agreement, means an application for international registration set forth in Article 68-2 of the Trademark Act of Japan.

5

審判 / Trials and Appeals

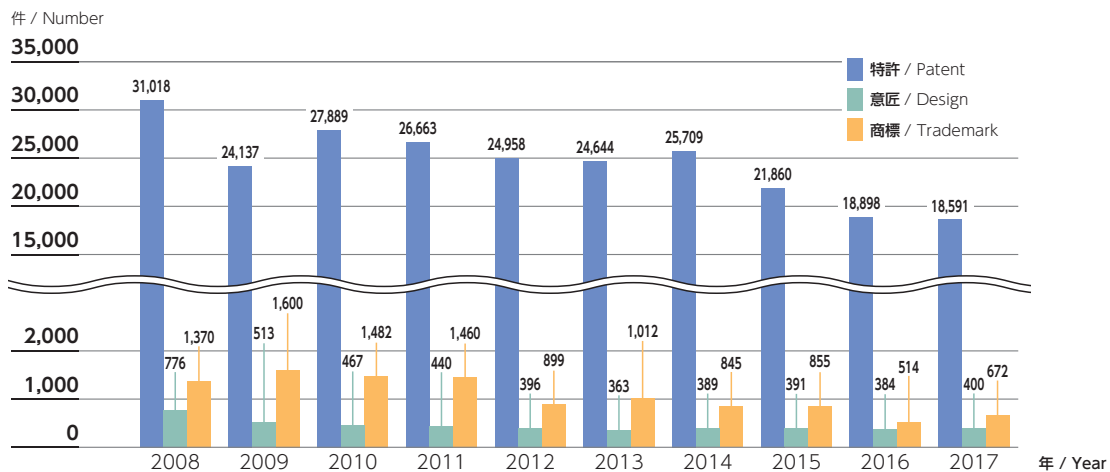
1

拒絶査定不服審判請求件数

Number of Requests for Appeal against an Examiner's Decision of Refusal

1-1-24図：拒絶査定不服審判請求件数の推移

Figure 1-1-24: Number of Requests for Appeal against an Examiner's Decision of Refusal



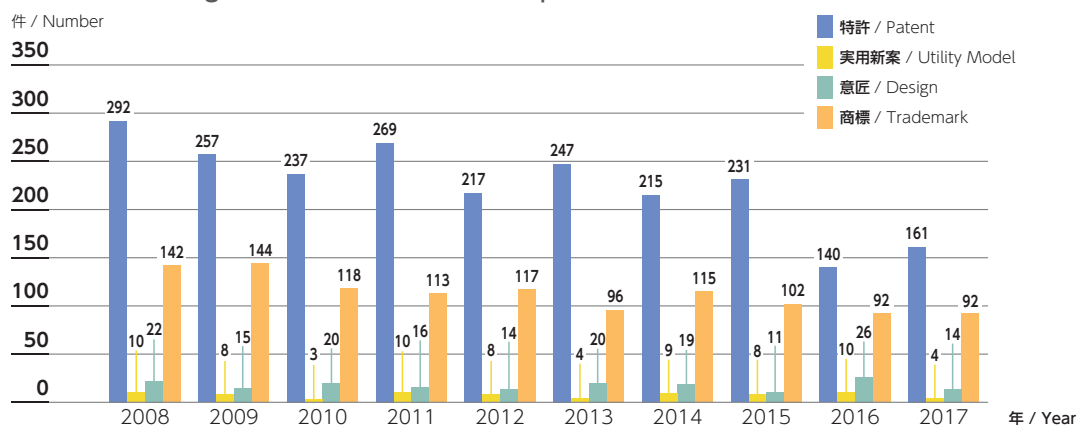
2

無効審判請求件数

Number of Requests for Trial for Invalidation

1-1-25図：無効審判請求件数の推移

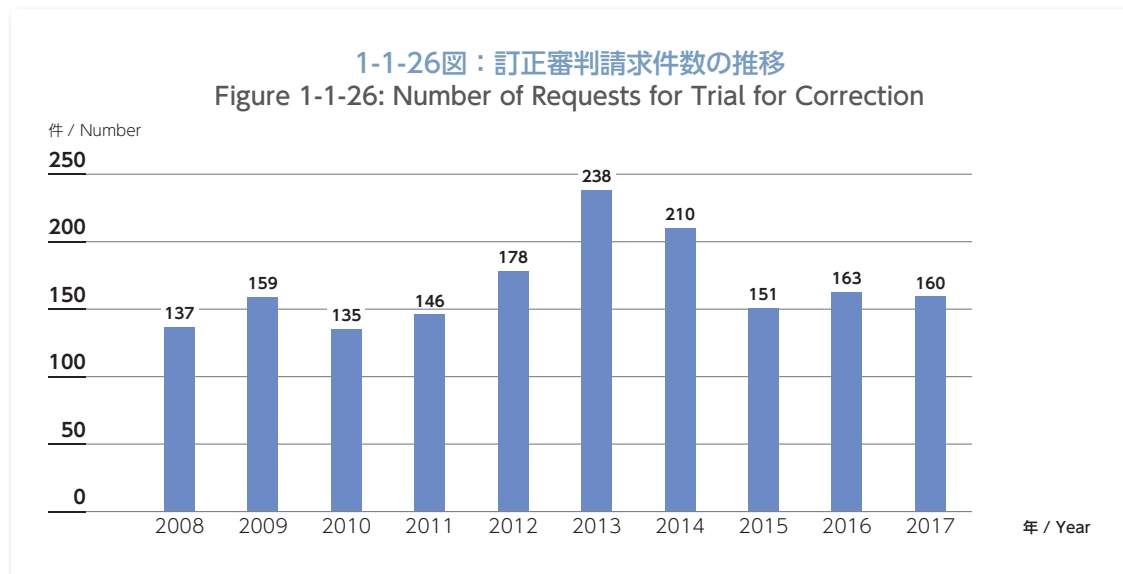
Figure 1-1-25: Number of Requests for Trial for Invalidation



3

訂正審判請求件数

Number of Requests for Trial for Correction



(備考)

- ・訂正審判請求件数は、特許及び旧実用新案（平成5年改正実用新案法の施行日前（1993年以前）に出願された実用新案）の合計。
- ・旧実用新案については、2013年以降請求されていない状況。

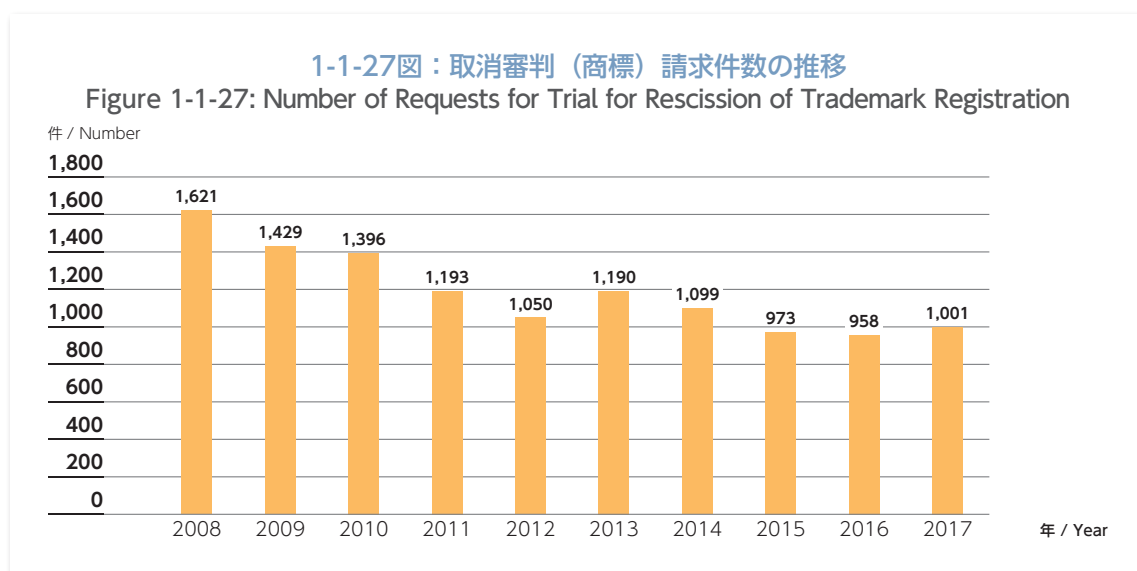
Notes:

- The number of requests for a trial for correction is the total number of requests for both patents and former utility models (i.e., utility models filed prior to the enforcement date of the 1993 amendment of the Utility Model Act of Japan).
- No request for trial for correction has been filed for former utility models since 2013.

4

取消審判請求件数

Number of Requests for Trial for Rescission



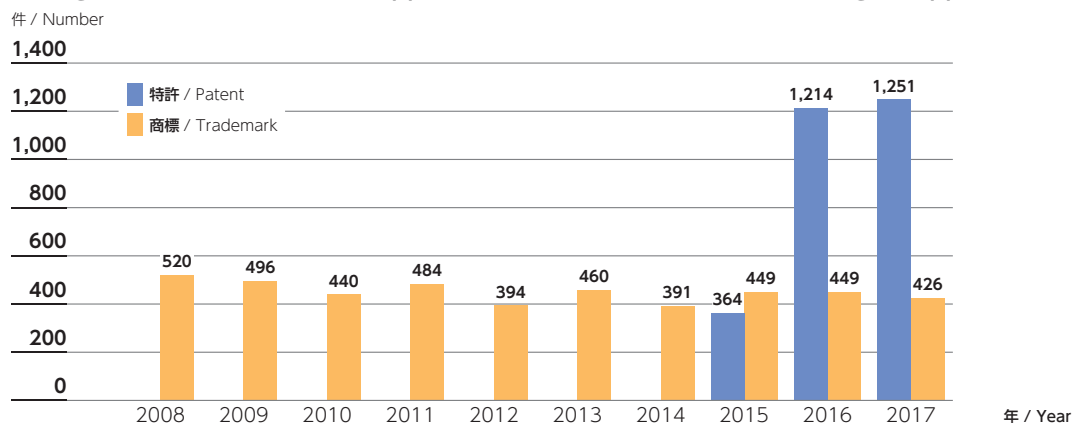
5

異議申立件数

Number of Oppositions

1-1-28図：異議申立件数（権利単位）の推移

Figure 1-1-28: Number of Oppositions (based on the number of rights opposed)



(備考)
特許の異議申立制度は、2015年4月1日開始。

Note:
The system of opposition to grant of patent entered into force on April 1, 2015.

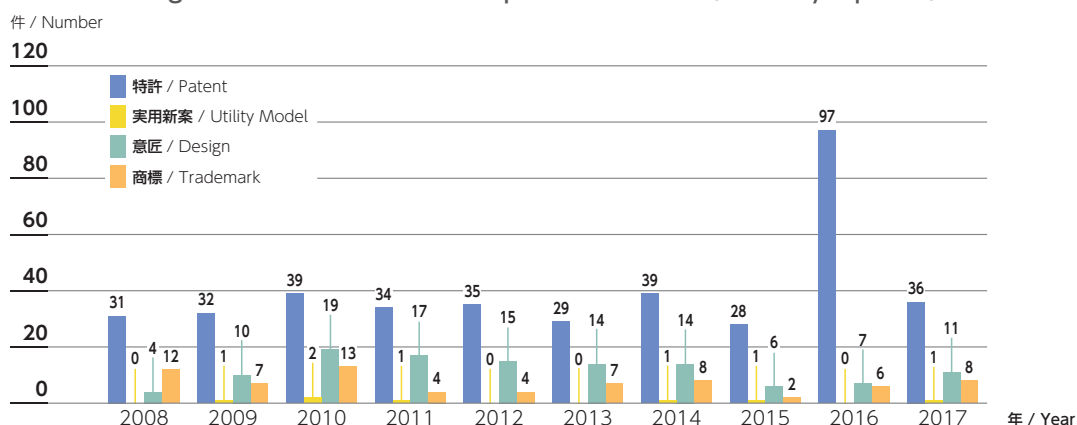
6

判定請求件数

Number of Requests for Hantei (Advisory Opinion)

1-1-29図：判定請求件数の推移

Figure 1-1-29: Number of Requests for Hantei (Advisory Opinion)



(備考)
「判定」とは、特許庁が権利の範囲等に対し、判定対象の権利侵害の可能性について判断を示す制度。

Note:
Hantei (Advisory Opinion) system is a system that the JPO determines the possibility of infringement of the subject article concerning the scope of rights.

出訴件数

Number of Actions against Trial/Appeal Decisions

1-1-30図：2017年における審決取消訴訟出訴件数

Figure 1-1-30: Number of Revocation Actions against Trial/Appeal Decisions in 2017

	特許・実用新案 Patent and Utility Model	意匠 Design	商標 Trademark
査定系審判 ¹ Ex-parte appeal ¹	46 (77)	4 (22)	15 (11)
当事者系審判 ² Inter-partes trial ²	110 (115)	4 (4)	45 (39)
異議申立 Opposition	11 (3)		2 (8)

(備考)

表中括弧内は、2016年の件数。

1 拒絶査定不服審判、補正却下不服審判

2 無効審判、取消審判、訂正審判

Notes:

The numbers in parentheses are for 2016.

1 This includes appeals against examiner's decision of refusal, and appeals against examiner's decision to dismiss amendments.

2 This includes trials for invalidation, trials for rescission, and trials for correction.

判決件数

Number of Court Decisions

1-1-31図：2017年における審決取消訴訟判決件数

Figure 1-1-31: Number of Court Decisions in Revocation Actions against Trial/Appeal Decisions in 2017

	特許・実用新案 Patent and Utility Model		意匠 Design		商標 Trademark	
	請求棄却 Dismissal of Action	審決取消 Revocation of Decision	請求棄却 Dismissal of Action	審決取消 Revocation of Decision	請求棄却 Dismissal of Action	審決取消 Revocation of Decision
査定系審判 ¹ Ex-parte appeal ¹	42 (48)	8 (11)	4 (1)	4 (13)	10 (12)	1 (3)
当事者系審判 ² Inter-partes trial ²	58 (54)	36 (23)	3 (3)	0 (0)	27 (23)	10 (9)
異議申立 Opposition	1 (0)	2 (0)			0 (5)	0 (0)

(備考)

表中括弧内は、2016年の件数。

1 拒絶査定不服審判、補正却下不服審判

2 無効審判、取消審判、訂正審判

Notes:

The numbers in parentheses are for 2016.

1 This includes appeals against examiner's decision of refusal, and appeals against examiner's decision to dismiss amendments.

2 This includes trials for invalidation, trials for rescission, and trials for correction.