

## 2. Articles Having an Opening/Closing Member

There is a design having an opening and closing member, including a door or a cover using the hinge structure, or a design having a part that freely inclines forward and backward, due to which the mode is changeable, such as the closing state and an opening state, or a standing state and a falling state, depending on the structure of the article. In cases where those changeable states also need to be clearly shown, applicants prepare six views, etc. of the main state, the state which is chosen, considering the state of use of the article to the design or important aspects in creating the design, from one of the changeable states of the design such as the closing state or the opening state and add views necessary to clarify the mode of the other state so that the entire mode of the main state would be clearly represented.

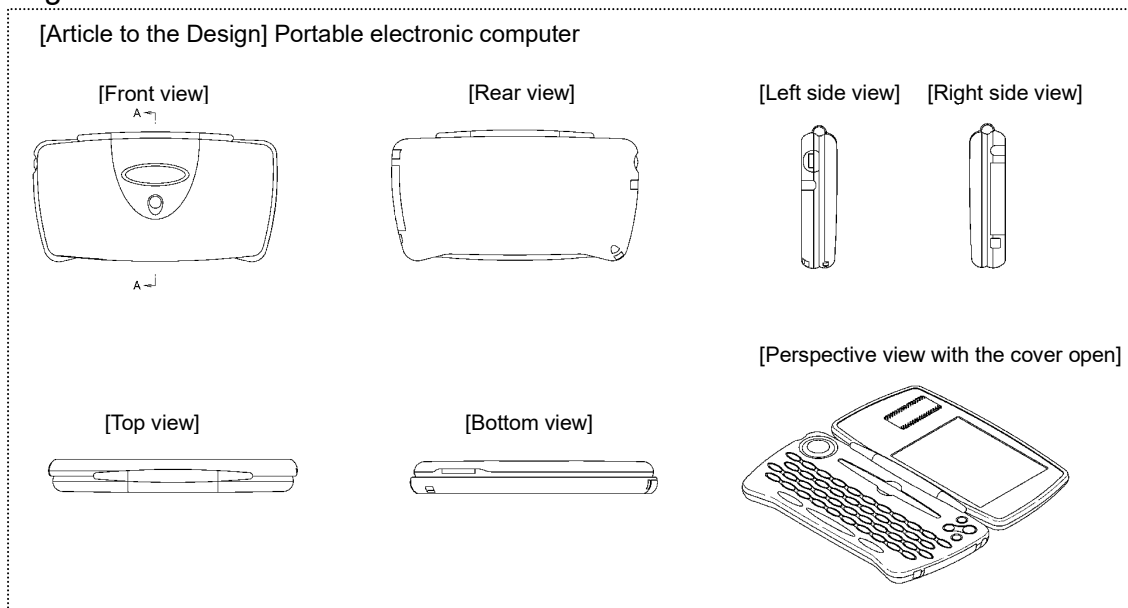
In addition, if protection is requested only for the shape, etc. of the external appearance of the design with the cover closed, applicants only need to show the shape, etc. of the external appearance.

### 2.1 Where both of the opening or closing state of door or cover can be the main state

In cases where there is no need to choose either of the opening or closing state of door or cover as the main state, either one can be the main state.

For example, in the case of the design shown in Figure 3.2-1, the state in which the cover is closed also has its own unique features. Therefore, the closing state should be represented as the basic state through six views, and the opening state should be represented by a perspective view. Applicants also prepare necessary views in order to clearly indicate the mode of the non-basic state.

<Fig. 3.2-1>

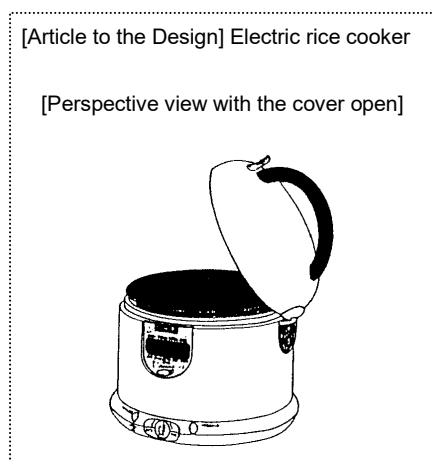


## 2.2 Where the state in which the cover is closed is the main state

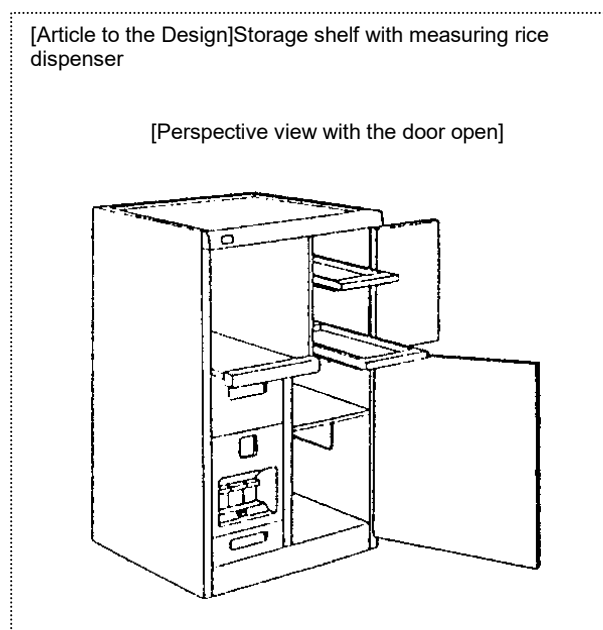
For designs that have a door or lid—such as a “toaster oven,” an “electric rice cooker,” or “storage shelves”—whose closed state is regarded as the main state based on the state of use, etc., applicants illustrate the shape, etc. of the closed state of the door, etc. in the basic six views, etc.

As for the mode of the door, etc. opening and closing, and the mode of the open state, applicants add “perspective view of the open state,” “sectional view” and other views in order to clarify the shape, etc. of such modes.

<Fig. 3.2-2>



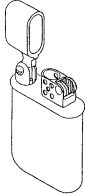
<Fig. 3.2-3>



<Fig. 3.2-4>

[Article to the Design] Lighter

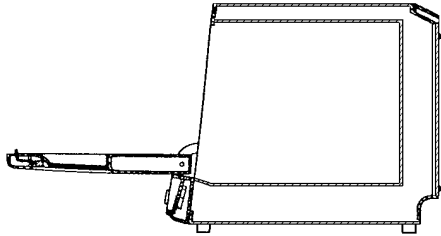
[Perspective view with the cover open]



<Fig. 3.2-6>

[Article to the Design] Microwave oven

[B-B' line sectional view with the internal mechanism omitted]



<Fig. 3.2-5>

[Article to the Design] Jewel box

[Perspective view with the cover open and the drawer drawn]

